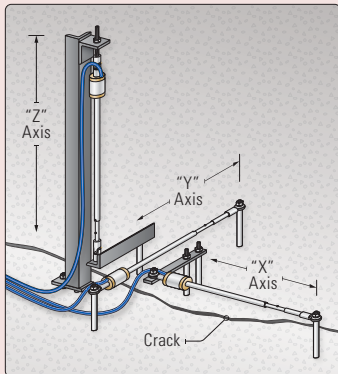


# Vibrating Wire Displacement Transducers

## Applications

The 4400 Series are designed to measure or monitor the...

- Expansion or contraction of a joint
- Strains in tendons and steel cables
- Movement across surface cracks and joints
- Closures in underground excavations, tunnels, etc.
- Displacements associated with landslides
- Movement of boulders, snow, etc. on unstable slopes



- Three Model 4420 Crackmeters configured as a single 3-D Crackmeter.



- Model 4420-3 Low Profile Crackmeter for measurements in the "Z" direction.



- Model 4410 Strandmeter (front), Model 4400 Embedment Jointmeter (center) and Model 4420 Crackmeter (rear).

## Operating Principle

**GEOKON®** vibrating wire displacement transducers are designed to measure displacements across joints and cracks in concrete, rock, soil and structural members.

In essence, the transducer consists of a vibrating wire in series with a tension spring. Displacements are accommodated by a stretching of the tension spring, which produces a commensurate increase in wire tension.

The wire and spring are connected to a free-sliding rod which protrudes from, and is free to slide inside, a protective outer tube. An O-ring seal prevents water from entering.

The frequency signal is transmitted through the cable to the readout location, conditioned, and displayed on portable readouts or dataloggers.

## Advantages and Limitations

The 4400 Series Displacement Transducers are fabricated entirely from stainless steel and are waterproof to 1.75 MPa, which, coupled with their excellent long-term stability, guarantees reliability and performance in even the harshest environments.

An advantage of vibrating wire displacement transducers over more conventional linear potentiometers (or LVDT's) lies mainly in the use of a frequency, rather than a voltage, as the output signal. Frequencies may be transmitted over long lengths of electrical cable without appreciable degradation caused by variations in cable resistance or leakage to ground. This allows for a readout location that may be over a thousand meters from the transducer.

Thermistors are provided with all transducers for temperature measurement.

### Model 4400 Embedment Jointmeter



● Model 4400 Embedment Jointmeter shown with socket removed.

The Model 4400 is designed for use in construction joints; e.g. between lifts in concrete dams. In use, a socket is placed in the first lift of concrete and, when the forms are removed, a protective plug is pulled from the socket. The gauge is then screwed into the socket, extended slightly and then concreted into the next lift. Any opening of the joint is then measured by the gauge which is firmly anchored in each lift. The sensing gauge itself, is smaller than the protective housing, and a degree of shearing motion is allowed for by the use of ball-joint connections on the gauge.

A tripolar plasma surge arrestor is located inside the housing and provides protection from electrical transients such as those that may be induced by lightning.

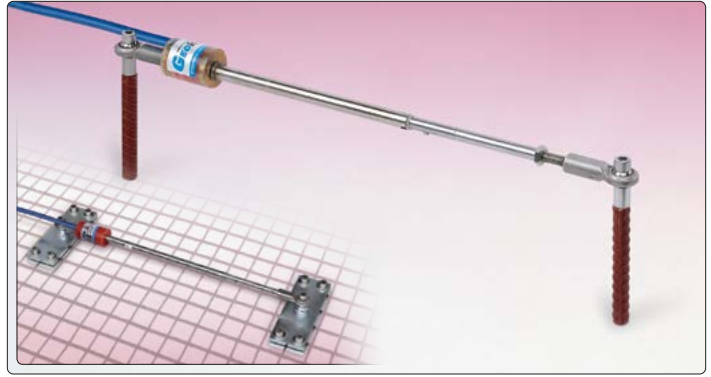
### Model 4410 Strandmeter



● Model 4410 Strandmeter.

The Model 4410 Strandmeter is designed to measure strains in tendons and steel cables, including bridge tendons, cable stays, ground anchors, tiebacks, etc. Two clamps at each end of the strandmeter hold it firmly onto the cable. Various size clamps are available.

### Model 4420 Crackmeter




● Model 4420 Crackmeter (inset: configured with special clamps for attachment to geogrids).

The Model 4420 Crackmeters are designed to measure movement across joints such as construction joints in buildings, bridges, pipelines, dams, etc.; tension cracks and joints in rock and concrete.

The ends of the sensor are attached to anchors (with ball joints) that have been grouted, bolted, welded or bonded on opposite sides of the crack or fissure to be monitored. 3-D mounting brackets, which allow measurement of displacements in three orthogonal directions, and special clamps for attachment to a variety of earth reinforcements and geogrids, are also available.

Special versions of the Model 4420 are offered including low profile models (Model 4420-3); versions for underwater use, where water pressures exceed 1.7 MPa; and versions for use in cryogenic or elevated temperature regimes (please contact **GEOKON** for details).

### Model 4422 Micro Crackmeter



● Model 4422 Micro Crackmeter.

The Model 4422 is a miniature crackmeter intended to measure displacements across surface cracks and joints. It has been specially designed for applications where access is limited and/or where monitoring instrumentation is to be as unobtrusive as possible (e.g. on historical structures or buildings).

### Model 4425 Convergence Meter



● Model 4425 Convergence Meter.

The Model 4425 Convergence Meter is designed to detect deformation in tunnels and underground caverns by measuring the contraction (or elongation) between 2 anchor points fixed in the walls of the tunnel or cavern.

The Model 4425 consists of a spring-tensioned vibrating wire transducer assembly, turnbuckle, 6 mm diameter connecting rods (stainless steel, fiberglass or graphite), rod clamp, and a pair of anchor points. Changes in distance between the 2 anchors are conveyed by the connecting rods and measured by the transducer.

The Model 4425 can operate in horizontal, inclined or vertical orientations. In areas where construction traffic is expected or where the instrument may be left in an exposed location, some form of protective housing should be considered.

### Model 4450 Displacement Transducer



● Model 4450 Displacement Transducers and Extensometer Head Assembly (inset).

The Model 4450 Displacement Transducer provides remote readout capability for Borehole Extensometers (see the Model A-3, A-4, A-5, A-6 Rod-Type Borehole Extensometers data sheet for more information). They are particularly useful where other types of vibrating wire sensors are used and/or for installations where long cable runs are required.

The Model 4450 can also be installed between borehole anchors, in conjunction with the requisite length connecting rod, to provide a permanent, in-place incremental extensometer (contact **GEOKON** for details).

### Model 4427 Long-Range Displacement Meter



● Model 4427 Long-Range Displacement Meter.

The Model 4427 Long-Range Displacement Meter is ideally suited for the measurement of large displacements associated with landslides. The Model 4427 can also be used for monitoring the movement of boulders, snow, etc., on unstable slopes.

The Model 4427 consists of a vibrating wire displacement transducer coupled to a spring motor drive by means of a lead screw. As the cable is pulled, the motor drum rotates and advances the lead screw. Thus the rotation is converted into a linear displacement which is measured by the vibrating wire displacement transducer.

### Model 4430 Deformation Meter



● Model 4430 Deformation Meter.

Specifications overleaf: For full description, please see the Model 4430 Deformation Meter data sheet.

### Model 4435 Soil Extensometer



● Model 4435 Soil Extensometer.

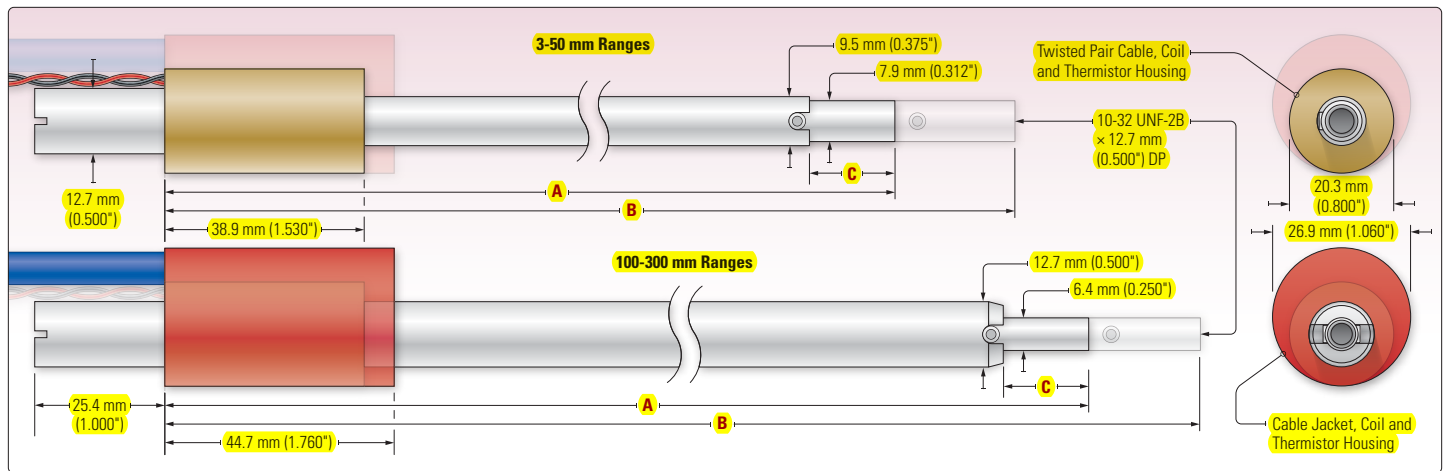
Specifications overleaf: For full description, please see the Model 4435 Soil Extensometer data sheet.

## Technical Specifications

Model	Standard Ranges	Resolution	Accuracy <sup>3</sup>	Nonlinearity	Temperature Range <sup>1</sup>	Dimensions
<b>4400 Embedment Jointmeter</b>	12.5, 25, 50, 100 mm <sup>1</sup>	0.025% F.S.	±0.1% F.S.	< 0.5% F.S.	-20 °C to +80 °C	Lengths: 441, 441, 441, 569 mm Flange Diameter: 51 mm
<b>4410 Strandmeter</b>	3 mm (15,000 µε) <sup>1</sup>	< 5 µε	±0.1% F.S.	< 0.5% F.S.	-20 °C to +80 °C	Length: 203 mm Clamp Width: 45 mm
<b>4420 Crackmeter</b>	12.5, 25, 50, 100, 150 mm <sup>1</sup>	0.025% F.S.	±0.1% F.S.	< 0.5% F.S.	-20 °C to +80 °C	Lengths <sup>2</sup> : 318, 343, 397, 555, 645 mm Shaft Diameter: 8 mm (12.5, 25, 50 mm ranges); 12.7 mm (100, 150 mm ranges) Coil Diameter: 25 mm
<b>4420-3 Low Profile Crackmeter</b>	25 mm <sup>2</sup>	0.01% F.S.	±1% F.S. ( $\leq \pm 0.25\%$ F.S.) <sup>4</sup>	< 0.5% F.S.	-20 °C to +80 °C	Dimensions (L × W × H): 292 × 50 × 38 mm
<b>4422 Micro Crackmeter</b>	4 mm (±2 mm)	0.001 mm	±0.1% F.S.	< 0.5% F.S.	-20 °C to +80 °C	Length: 120 mm Shaft Diameter: 8 mm
<b>4425 Convergence Meter</b>	12.5, 25, 50, 100, 150 mm <sup>1</sup>	0.025% F.S.	±0.1% F.S.	< 0.5% F.S.	-20 °C to +80 °C	Lengths: varies with application Transducer Diameter: 25 mm
<b>4427 Long-Range Displacement Meter</b>	1, 2 m (without resetting)	0.025% F.S.	±1.0% F.S.	—	-30 °C to +60 °C	Enclosure Dimensions (L × W × H): 610 × 152 × 152 mm
<b>4430 Deformation Meter</b>	25, 50, 100, 150, 300 mm <sup>1</sup>	0.025% F.S.	±1.0% F.S.	< 0.5% F.S.	-20 °C to +80 °C	Length: 1 m (standard); as required Pipe Diameter: 27 mm Flange Diameter: 51 mm
<b>4435 Soil Extensometer</b>	25, 50, 100, 150, 300 mm <sup>1</sup>	0.025% F.S.	±1.0% F.S.	< 0.5% F.S.	-20 °C to +80 °C	Length: 610 mm (minimum) Pipe Diameter: 27 mm Slip Coupling Diameter: 33 mm Flange Dimensions (L × W × H): 610 × 75 × 75 mm
<b>4450 Displacement Transducer</b>	3, 12.5, 25, 50, 100, 150, 200, 230, 300 mm <sup>1</sup>	0.025% F.S.	±0.1% F.S.	< 0.5% F.S.	-20 °C to +80 °C	See dimensions below

<sup>1</sup>Other ranges available on request. | <sup>2</sup>Other ranges (< 25 mm) available on request. | <sup>3</sup>Accuracy established under laboratory conditions. | <sup>4</sup>Accuracy using polynomial. | <sup>5</sup>Length dimensions are in mid-range position.

## Model 4450 Displacement Transducer Dimensions



Model 4450 Range ▶	3 mm (0.125")	12.5 mm (0.5")	25 mm (1")	50 mm (2")	100 mm (4")	150 mm (6")	200 mm (8")	230 mm (9")	300 mm (12")
<b>A (Full Compression)</b>	174.6 mm (6.875")	177.1 mm (6.971")	196.2 mm (7.726")	262.8 mm (10.348")	399.2 mm (15.718")	464.3 mm (18.28")	662.8 mm (26.093")	688.2 mm (27.093")	929.5 mm (36.593")
<b>B (Full Extension)</b>	177.6 mm (7.000")	189.6 mm (7.471")	221.2 mm (8.726")	312.8 mm (12.348")	499.2 mm (19.718")	614.3 mm (24.280")	862.8 mm (34.093")	918.2 mm (36.093")	1229.5 mm (48.593")
<b>C (Transducer Shaft at Full Compression)</b>	11.1 mm (0.438")	16.7 mm (0.656")	16.7 mm (0.656")	16.7 mm (0.656")	16.7 mm (0.656")	16.7 mm (0.656")	16.7 mm (0.656")	16.7 mm (0.656")	16.7 mm (0.656")

**Please Note:** Dimensions are for reference only.